

Lesson 1

My Nationality



Conversation

Listen to the conversation. Shayan is introducing his cousin Sam to his teacher.



Shayan: Mr. Chaychi, this is my cousin Sam. He speaks French, English, and a little Persian.

Teacher: Oh, nice to meet you, Sam.

Sam: Nice to meet you, too.

Teacher: Are you from Iran?

Sam: Yes, I'm originally Iranian, but I live in France.


Teacher: Welcome to our class. How do you like it in Iran?

Sam: Iran is great! I love it. It's a beautiful country.


Practice 1 ⇨ Talking about Nationalities (1)



◆ Listen to the examples. Then ask and answer with a friend.



Are you from Iran?
Are you from France?
Is she/he from England?
Is she/he from China?
Are they from Spain?
Are they from Brazil?




Yes, I am. / Yes, we are.
No, I'm not. / No, we're not.
Yes, she/he is.
No, she/he isn't.
Yes, they are.
No, they aren't.


Practice 2 ⇨ Talking about Nationalities (2)



◆ Listen to the examples. Then ask and answer with a friend.



Are you Iranian?
Are you French?
Is she/he British?
Is she/he Chinese?
Are they Spanish?
Are they Brazilian?



Yes, I am. / Yes, we are.
No, I'm not. / No, we're not.
Yes, she/he is.
No, she/he isn't.
Yes, they are.
No, they aren't.

Practice 3 ⇨ Talking about Nationalities (3)



◆ Listen to the examples. Then ask and answer with a friend.

Where are you from?

Where is Mary /she from?

Where is Mark /he from?

Where are they from?

(I'm /We're from) Iran.

(She's from) England.

(He's from) France.

(They're from) Spain.





◆ Spelling and Pronunciation

Listen to two students doing a crossword puzzle.

Student 1: How do you spell "chair"?

Student 2: That's C-H-A-I-R.

Student 1: And which is correct for كفش in English, S-H-O-O-S or S-H-O-E-S?

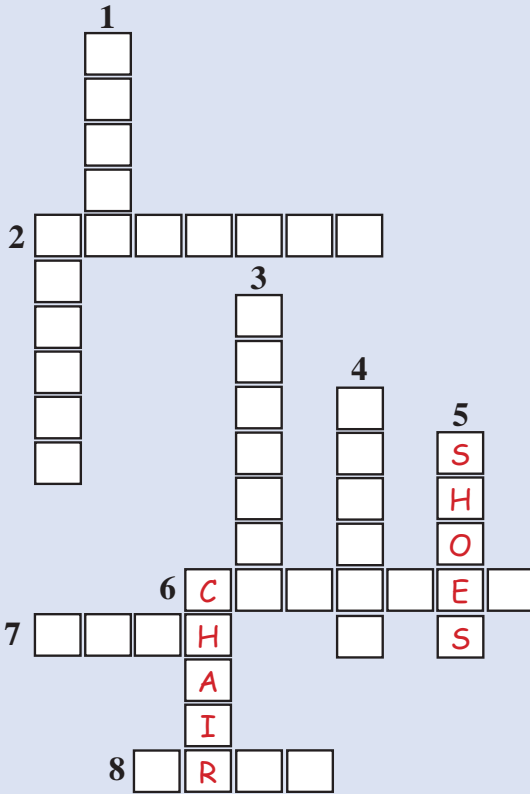
Student 2: S-H-O-E-S.

Student 1: Thanks.

Now do the rest of the puzzle in pairs.

Talk To Your Teacher!
Which is correct?





◆ **Down ↓** 

1. A fruit
2. چادر in English
3. From Spain
4. From France

5. 
6. صندلی in English

◆ **Across →**

2. From China



8. You are from



◆ Listening and Writing

Listen to the conversations and fill out the table below.

Conversations	Name	Nationality
1		
2		

◆ Reading, Speaking and Writing

Pair Work

Student A:

Look at the card on Page 64 and answer student B's questions.

Student B:

Look at the card on Page 92 and answer student A's questions.



Ask and answer about the people and fill out the cards.

◆ Role Play

Group Work

Student A:

Introduce one of your relatives/friends to your classmate.

Student B:

Greet your classmate and his/her guest.

Student C:

You are a guest from another country.

Then change roles.

Lesson 2

My Week



Conversation

Listen to the English teacher and the student talking about helping a classmate.



- Teacher:** What do you do in the afternoons, Reihaneh?
- Student:** Well, I go to the gym on Sundays and Tuesdays.
- Teacher:** How about Friday mornings?
- Student:** I stay at home and relax. Why?
- Teacher:** You know, Shiva is not very good at English. Can you help her?
- Student:** Oh, sure.
- Teacher:** That sounds great! When can you start?
- Student:** This Wednesday afternoon.
- Teacher:** That's fine. Thank you. I'll let her know.

Practice 1 ⇨ Talking about Daily Activities (1)



◆ Listen to the examples. Then ask and answer with a friend.

What do you do in the mornings?

What do you do in the afternoons?

What do you do in the evenings?

What do you do on Friday mornings?

What do you do on Thursday evenings?

I go to school.

We play sports.

I study my lessons.

We watch TV.

I visit my relatives.

Weekdays

Saturday

Sunday

Monday

Tuesday

Wednesday

The Weekend

Thursday

Friday

Time Expressions

in the morning

in the afternoon

in the evening

on weekdays

on the weekend

Practice 2 ⇨ Talking about Daily Activities (2)



◆ Listen to the examples. Then ask and answer with a friend.

When/What days do you go to school?

When/What days do you go shopping?

When/What days do you play sports?

When/What days do you study English?

When/What days do you go to the library?

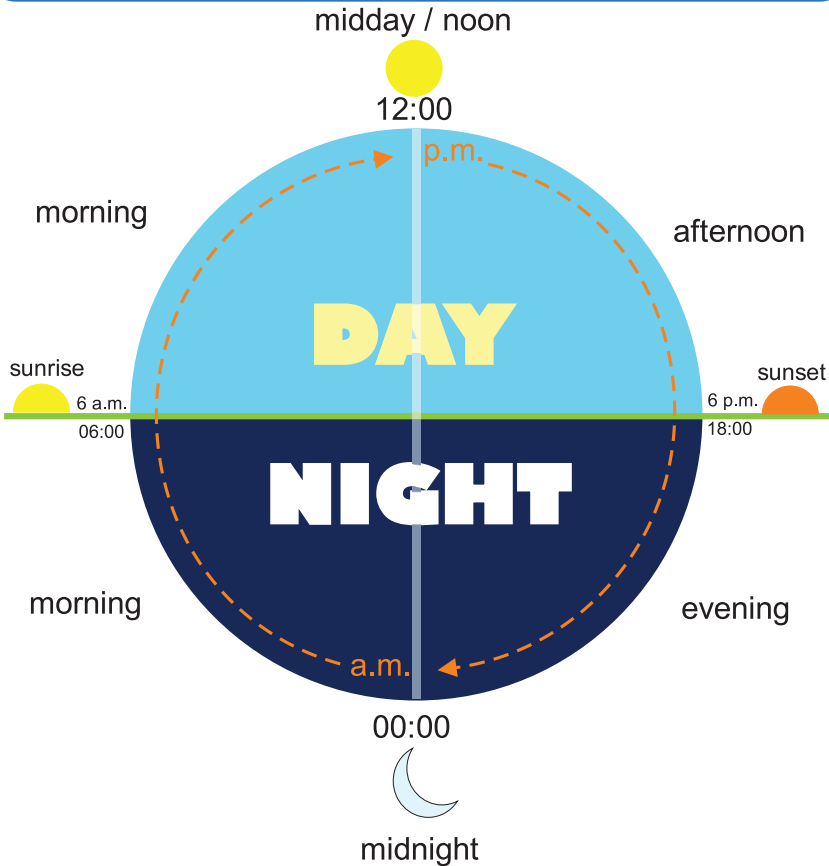
Every weekday.

Every Wednesday afternoon.

On Saturdays and Tuesdays.

On Monday mornings.

On Sunday afternoons.





Spelling and Pronunciation

Listen to a conversation between the teacher and the student.

Student: Excuse me, sir, what's روزهای هفته in English?

Teacher: That's 'weekdays'.

Student: How do you spell it?

Teacher: W-E-E-K-D-A-Y-S.

Student : Thanks. And how do you say S-T in 'study'*?

Teacher: The correct pronunciation is 'study'.

Student: There's no /e / at the beginning, right?

Teacher: No, there isn't.

Now find other words with 'st' at the beginning and practice saying them.

Talk To Your Teacher!
Excuse me, sir/madam/Miss



Listening and Writing

Listen to the conversations and fill out the table below.

Conversations	When	What
1		
2		

* shows wrong pronunciation.

◆ Reading, Speaking and Writing

Group Work

Your teacher will give you cards about weekly activities.

Ask 3 classmates what they do during the week and fill out the table below.

Model: What do you do on weekday mornings, Mina?

I go to school.

What about the weekend?

I watch TV.

Name	On weekday/mornings/ afternoons/evenings	On the weekend
Mina	go to school	watch TV

◆ Role Play

Pair Work

Student A:

Take the role of a father/mother and answer your friend's questions about your weekly activities.

Student B:

Prepare some questions and ask your friend about his/her weekly activities.

Then change roles.



Lessons 1-2

Review 1

Talking about Nationalities

Check if

a) you can say what your nationality is.

I'm ...

I am from ...

b) you can ask about other people's nationalities.

Where are ... ?

Are you ... ?

Talking about Daily Activities

Check if

a) you can say what you do in the week.

I ... in the ...

I ... on ...

b) you can ask other people about their week.

What do you ... ?

When do you ... ?

Spelling and Pronunciation

Check if

a) you can write the names of 5 countries and nationalities.

Country

Nationality

.....
.....
.....
.....
.....

b) you can write the days of the week.

.....

.....

.....

.....

.....

.....

.....

c) you can say and write one word for each of the following.

ch

sh

fr

sp

br

st

ee

ay

REVIEW 1

Lesson 3

My Abilities



Conversation

Listen to the students talking about their abilities.



- Elham:** Wow! Your drawing is very good.
- Sara:** Thanks. Can you draw?
- Elham:** No, I'm not good at drawing. But I can take good photos.
- Sara:** Really? Can I see your photos?
- Elham:** Why not? Come to my house this afternoon.
- Sara:** Oh, I can't make it today. How about Thursday afternoon?
- Elham:** That's fine. You can bring your drawing book, too.
- Sara:** Sure.

Practice 1 ⇨ Talking about Abilities (1)



◆ Listen to the examples. Then ask and answer with a friend.

Are you good at drawing?

Yes, I am./ No, I'm not.

Is she good at cooking?

Yes, she is./ No, she isn't.

Is he good at playing football?

Yes, he is./ No, he isn't.

Are you good at searching the Web?

Yes, we are./ No, we aren't.

Are they good at swimming?

Yes, they are./ No, they aren't.

Practice 2 ⇨ Talking about Abilities (2)



◆ Listen to the examples. Then ask and answer with a friend.

Can you make a cake?

Yes, I can./ No, I can't.

Can she search the Web?

Yes, she can./ No, she can't.

Can he do a puzzle?

Yes, he can./ No, he can't.

Can you ride a bicycle?

Yes, we can./ No, we can't.

Can they play basketball?

Yes, they can./ No, they can't.

Practice 3 ⇨ Talking about Abilities (3)



◆ Listen to the examples. Then ask and answer with a friend.

Who can work with a computer?

All students can.

Who can play tennis?

Ali can play tennis well.

Who can draw?

Parham can, but not very well.

Who can take photos?

Marjan and Leila can.

Who is good at telling stories?


Me.



draw



cook



take photos



search the Web



swim



ride a bicycle



do a puzzle



play football



Spelling and Pronunciation

Listen to the conversation between the teacher and the students in the English class.

Student 1: Excuse me, I have a question.

Teacher: Yes?

Student 1: How do you say O-O in the words 'football'* and 'afternoon'?

Teacher: Say double O. Well, the sound is short in 'football' and long in 'afternoon'.

Student 1: Thank you.

Student 2: Excuse me, I have a question, too. We write P-L-A-Y but we say 'play'* , why?

Teacher: Well, that's 'play'. There's no /e/ between P and L, 'play'!

Student 2: Thanks. And how do you say S-W in 'swimming'*?

Teacher: Swimming'. Say 'swimming'.

Find, say and write 5 more words with 'oo' in this lesson.

Talk To Your Teacher!
Excuse me, I have a question.



* shows wrong pronunciation.



Listening and Writing

Listen to the conversations and fill out the table below.

Conversations	Name	Abilities
1		
2		

