

Lesson 1

My Name

Conversation



Listen to the English teacher greeting his students in class.



Teacher: Hi, class!

Students: Hello, Teacher.

Teacher: Thank you, sit down, please. I'm your English teacher.

My name is Ahmad Karimi.

Now, you tell me your names.

What's your name?

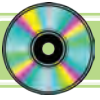
Student 1: My name is Ali Mohammadi.

Teacher: How are you, Ali?

Student 1: Fine, thank you.

Teacher: And what's your name?

Student 2: My name is



Practice 1 ➔ Greeting

Listen to the examples. Then ask and answer with a classmate/your teacher.



Hi, Ali.

Hello, Maryam.

How are you?

How are you today?

Good morning.

Good afternoon.

Good morning.

Hi, Reza.

Hello, Kimia.

Fine, thanks / thank you.

Great, thanks.

Good morning, Mrs. Azari.

Good afternoon, Miss Moniri.

Good morning, Mr. Ahmadi.



Practice 2 ➔ Introducing Yourself

Listen to the examples. Then ask and answer with a classmate.



What's your name?

My name's Ali.

I'm Ali.

What's your first name?

What's your last name?

My first name is Mina.

My last name is Karimi.



Sounds and Letters



Aa Bb Cc Dd Ee Ff Gg Hh Ii Jj Kk Ll Mm Nn Oo Pp Qq Rr Ss Tt Uu Vv Ww Xx Yy Zz

Listen to the teacher greeting her students in class.

Teacher: Hi, class! I am Moradi, your English teacher.

Class: Hello, Mrs. Moradi.

Teacher: Now you say your names one by one. You, please.
What's your name?

Kimia: I'm Kimia Komijani.

Teacher: Excuse me. How do you spell your last name?

Kimia: Komijani, K-O-M-I-J-A-N-I.

Teacher: Thank you, Kimia. Now, you please say your name.

Student: My name is.....

Can you spell your name?



Talk to Your Teacher
How do you spell?



Listening and Reading



Listen to the conversations and check (✓) the correct items.

Conversation	First Name	Last Name
1	Mina Azar Kimia <input type="checkbox"/> <input type="checkbox"/> <input type="checkbox"/>	Momeni Ahmadi Kabiri <input type="checkbox"/> <input type="checkbox"/> <input type="checkbox"/>
2	Ali Kamran Mahdi <input type="checkbox"/> <input type="checkbox"/> <input type="checkbox"/>	Mardani Azari Karimi <input type="checkbox"/> <input type="checkbox"/> <input type="checkbox"/>

Speaking and Writing



Group Work

Talk to three classmates, and fill out the table below.

Your classmates	1	2	3
First name			
Last name			

Your Conversation

Pair Work

Do the conversation.

Student A: Hi, how are you?

Student B:

Student A: My name is

What's your name?

Student B:

Lesson 2

My Classmates

Conversation

Listen to the students talking in the school yard.



- Ali:** Who is that boy?
- Parham:** That's Erfan. He's our new classmate.
- Ali:** Let's talk to him.
- Parham:** Hi, Erfan. This is Ali.
- Ali:** Nice to meet you, Erfan.
- Erfan:** Nice to meet you, too.
- Ali:** Welcome to our school.
- Erfan:** Thank you.



Practice 1 ➔ Introducing Others

Listen to the introductions and greetings.



This is my friend Parham.
This is my classmate Parisa.
This is my English teacher Mr. Kamali.
Nice to meet you.
Nice to meet you, too.



Now introduce a friend to the class.



Practice 2 ➔ Asking Someone's Name

Listen to the examples. In pairs, ask and answer about other students' names.



Who is that boy?
Who is that girl?
Who is that man?
Who is that woman?

He's my friend Erfan.
She's my classmate Parisa.
He's my teacher Mr. Karimi.
She's my teacher Miss/Mrs. Bahrami.



Sounds and Letters



Aa Bb Cc Dd Ee Ff Gg Hh Ii Jj Kk Ll Mm Nn Oo Pp Qq Rr Ss Tt Uu Vv Ww Xx Yy Zz

Listen to the conversation between a student and a librarian.

Librarian: Can I help you?

Student: Yes. Can I have my library card, please?

Librarian: Sure. What's your name?

Student: I'm Parisa Behparvar.

Librarian: Sorry, what's your last name again?

Student: Behparvar. B-E-H-P-A-R-V-A-R.

Librarian: OK. Here's your card.



Talk to Your Teacher

Can you help me, please?

I can't spell



Fill out the card below.

	First name:.....
	Last name:.....
	Phone number:.....
LIBRARY CARD	
A75310	75310000123

Listening and Reading



Listen to the conversations and check (✓) the correct items.

Conversation	First Name	Last Name
1	Parisa Bita Elaheh <input type="checkbox"/> <input type="checkbox"/> <input type="checkbox"/>	Bahrami Ebadi Parsa <input type="checkbox"/> <input type="checkbox"/> <input type="checkbox"/>
2	Babak Pedram Ehsan <input type="checkbox"/> <input type="checkbox"/> <input type="checkbox"/>	Ehsani Pakzad Bakeri <input type="checkbox"/> <input type="checkbox"/> <input type="checkbox"/>

Speaking and Writing



Group Work

Talk to your friends and fill out the table below.

Name	The Shortest Name	The Longest Name
First name		
Last name		

Role Play

Group Work

Do the conversation.

Student A: Hi, This is my friend

Student B: Hi, Nice to meet you.

Student C: Nice to meet you, too.

Review 1

Lessons 1 - 2

Introducing Oneself

Check if

a) you can say your first and last name.

My first name is

My last name is

b) you can ask other people's names.

What's your?

Introducing Others

Check if

a) you can introduce a friend to the class.

This is

b) you can greet people.

Nice to

c) you can answer people's greetings.

Nice to

Sounds and Letters

Check if



a) you can spell and write your name.

.....

b) you can say and write one word for each of the following letters.

Aa

.....

Kk

.....

Mm

.....

Ee

.....

Bb

.....

Pp

.....

Lesson 3

My Age

Conversation



Listen to the teacher and her students talking about birthdays.



Teacher: Nargess, when is your birthday?

Nargess: It's in Mehr.

Teacher: Really? How old are you now?

Nargess: I'm 12.

Teacher: What about you, Tahereh?

Tahereh: My birthday is in

**Practice 1 ➞ Talking about Your Age**

Listen to the examples. Then ask and answer with a friend.



How old are you?

I'm 12.

I'm 12 years old.

**Practice 2 ➞ Talking about Date**

Listen to the examples. Then ask and answer with a friend.



When is your birthday?

When's your birthday?

It's in Bahman.

In Bahman.



Sounds and Letters



Aa Bb Cc Dd Ee Ff Gg Hh Ii Jj Kk Ll Mm Nn Oo Pp Qq Rr Ss Tt Uu Vv Ww Xx Yy Zz

Listen to the conversation between two students.

Nader: How old is your brother, Iman?

Iman: He's thirteen.

Nader: Thirty?

Iman: No, thirteen, T-H-I-R-T-E-E-N.

Nader: Oh, I see.

1. Say your age and spell the number.



Talk to Your Teacher

How do you say this in English?



2. Circle the month and day of your birth in the tables below.

Farvardin	Ordibehesht	Khordad
Tir	Mordad	Shahrivar
Mehr	Aban	Azar
Day	Bahman	Esfand

1	2	3	4	5	6	7	8
9	10	11	12	13	14	15	16
17	18	19	20	21	22	23	24
25	26	27	28	29	30	31	

Listening and Reading



Listen to the conversations and check (✓) the correct items.

Conversation	Day			Month		
1	11 <input type="checkbox"/>	12 <input type="checkbox"/>	13 <input type="checkbox"/>	Bahman Mordad <input type="checkbox"/>	Azar <input type="checkbox"/>	
2	15 <input type="checkbox"/>	17 <input type="checkbox"/>	19 <input type="checkbox"/>	Tir <input type="checkbox"/>	Day <input type="checkbox"/>	Mehr <input type="checkbox"/>

Speaking and Writing




Group Work

Ask your classmates and fill out the table below.

Name	Age	Month
Maryam	12	Esfand



telephone



mobile phone (cell phone)



street

talif@talif.sch.ir

e-mail address



Lesson 8




apple



carrot



orange juice




onion



banana



potato



quince




tomato



zucchini



jelly



water



yoghurt



egg



honey



cheese



fish



coconut



spaghetti



pineapple



ice-cream



bread



fruit



rice



dates



kebab



cake



chicken



milk



salad



tea

